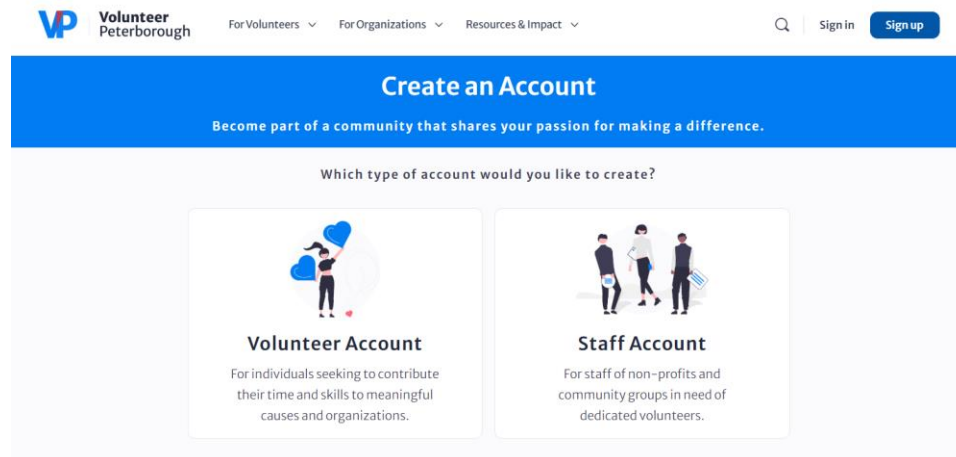


How to sign up your organization

1. Click on the Sign up button in the upper right corner.



Volunteer Peterborough For Volunteers For Organizations Resources & Impact Sign in Sign up

Create an Account

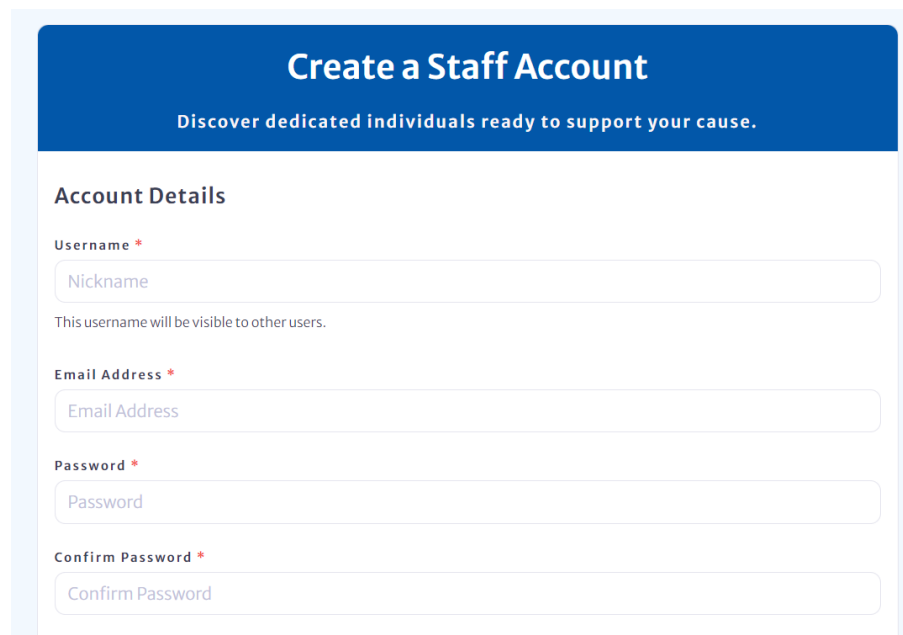
Become part of a community that shares your passion for making a difference.

Which type of account would you like to create?

Volunteer Account
For individuals seeking to contribute their time and skills to meaningful causes and organizations.

Staff Account
For staff of non-profits and community groups in need of dedicated volunteers.

2. Choose a Staff Account.
3. Enter your contact information and create a password.



Create a Staff Account

Discover dedicated individuals ready to support your cause.

Account Details

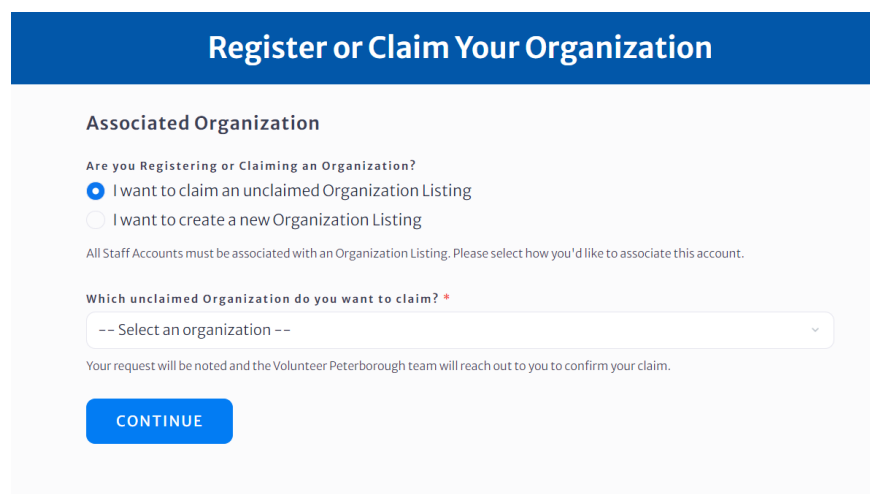
Username *
Nickname
This username will be visible to other users.

Email Address *
Email Address

Password *
Password

Confirm Password *
Confirm Password

4. First, check to see if we have already set up your organization within our database. Simply use the dropdown menu to 'claim' a profile from the menu.



Register or Claim Your Organization

Associated Organization

Are you Registering or Claiming an Organization?

I want to claim an unclaimed Organization Listing

I want to create a new Organization Listing

All Staff Accounts must be associated with an Organization Listing. Please select how you'd like to associate this account.

Which unclaimed Organization do you want to claim? *

-- Select an organization --

Your request will be noted and the Volunteer Peterborough team will reach out to you to confirm your claim.

CONTINUE

5. If you're not there, create a new Organization Listing.

7. Upload your logo, a featured image and any other photos you'd like to share to show what your organization does.

Step 2/7

Organization Branding

Organization Logo

No file chosen

Maximum file size: 256 MB

Ideal dimensions = 1200px wide by 630px tall. JPEG and PNG accepted.

Organization Featured Image

No file chosen

Maximum file size: 256 MB

Ideal dimensions = 1200px wide by 630px tall. JPEG and PNG accepted.

Organization Image Gallery

No file chosen

Maximum file size: 256 MB

Choose up to 6 engaging photos that help represent your organization. JPEG and PNG accepted.

[CONTINUE](#)

8. Choose your primary and additional causes, then the communities you serve, such as children or newcomers.

Step 3/7

Organization Causes

Choose Your Causes

Please choose 2 to 4 of the top Causes that your Organization works toward benefiting.

Your Organization's Causes

- Advocacy & Human Rights
- Agriculture, Horticulture, Gardening
- Animals
- Arts & Culture
- Children, Youth, Family
- Community Development
- Companionship
- Crisis Support
- Disaster Relief

Select multiple by holding the "ctrl" (Windows) or "cmd" (Apple) button while clicking the options.

CONTINUE

9. Provide Organization Contact Information – the office email address, phone number, website URL and street address.

Step 4/7

Organization Contact Info

Office Email Address *

Office Phone Number *

Toll-Free Phone Number

Fax Number

Website URL *

Contact Form URL

Office Street Address *

CONTINUE

10. Include your organization's social links for Facebook, Instagram, LinkedIn, Pinterest, Twitter and Youtube

Step 5/7

Organization Social Links

Facebook URL

Instagram URL

LinkedIn URL

Pinterest URL

Twitter URL

11. Identify your organization key activities, share the title and description.

Step 6/7

Organization Activities

Key Activities

Key Activity Description ✕

Key Activity Description

Add new

CONTINUE

12. Add any Frequently Asked Questions (FAQs) about the organization you'd like to share.

Step 7/7

Organization FAQs

Frequently Asked Questions

Add new

SUBMIT

Step 7/7

Organization FAQs

Frequently Asked Questions

FAQ Question x

FAQ Answer

Paragraph **B** *I* ABC “ ☰ ☷ ☹ ☺ ☻ ☼ ☽ ☿ 🔗 🗑️ ↶ ↷

Congratulations! You're now part of Peterborough's volunteer movement.